

Specifications - Coral Sea * For general system specifications, refer to page 22

Model #	Config.	Vessel Size	Production / hr	Production / 24hr	Modular weight	Vertical weight	Horizontal weight
2800	Ver. / Hor. /Mod.	3" Membrane	117 gal / 442 lit	2,800 gal / 10,599 lit	425 lbs / 193 kg	473 lbs / 215 kg	473 lbs / 215 kg
3600	Ver. / Hor. /Mod.	3" Membrane	150 gal / 568 lit	3,600 gal / 13,627 lit	435 lbs / 197 kg	485 lbs / 220 kg	485 lbs / 220 kg
4200	Ver. / Hor.	4" Membrane	175 gal / 662 lit	4,200 gal / 15,899 lit		700 lbs / 318 kg	750 lbs / 340 kg
5200	Ver. / Hor.	4" Membrane	217 gal / 820 lit	5,200 gal / 19,684 lit		750 lbs / 340 kg	800 lbs / 364 kg
6200	Hor.	4" Membrane	258 gal / 978 lit	6,200 gal / 23,469 lit			850 lbs / 386 kg
6800	Hor.	4" Membrane	283 gal / 1,073 lit	6,800 gal / 25,741 lit			900 lbs / 409 kg

System Model	Phase	Pump Motor	Voltage VAC	Hz	Normal Operating Amps	Start Up Current
Coral Sea 2800 & 3600	Three	Booster / High-Pressure	220 / 380	50	220 / 380 24 / 12	220 / 380 96 / 43
		Booster / High-Pressure	208 / 230 / 460	60	208 / 230 / 460 18 / 16 / 9	208 / 230 / 460 54 / 48 / 27
	Single	Booster / High-Pressure	220 / 230	.125	220 / 230 32 / 26.5	220 / 230 128 / 108
Coral Sea 4200, 5200, 6200 & 6800	Three	Booster / High-Pressure	220 / 380	50	220 / 380 36.6 / 21	220 / 380 146 / 84
		Booster / High-Pressure	208 / 230 / 460	60	208 / 230 / 460 32.5 / 29.2 / 14.6	208 / 230 / 460 130 / 116.8 / 58.4

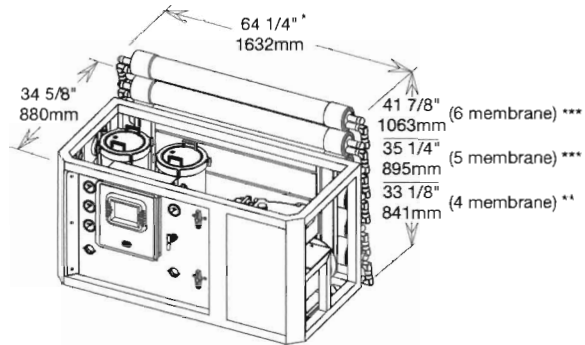
Amperage Rating of Circuit Breaker	Coral Sea 2800 & 3600	Coral Sea 2800 & 3600	Coral Sea 2800 & 3600	Coral Sea 4200 - 6800	Coral Sea 4200 - 6800
AC Voltage	220 / 230	220 / 380	208 / 230 / 460	220 / 380	208 / 230 / 460
Cycles	220 / 230	220 / 230	220 / 230	220 / 230	220 / 230
Phase	Single	Three	Three	Three	Three
Circuit Breaker Amp	50 / 40	40 / 25	40 / 25 / 20	60 / 35	60 / 40 / 30

External Installation Water Connections	Feed Inlet	Clean Inlet	Brine Discharge	Clean Return	Product
2800 & 3600 ANSI Threaded Flange	3/4"	3/4"	3/4"	3/4"	1/2"
4200, 5200, 6200 & 6800 ANSI Threaded Flange	1"	1"	1"	1"	1/2"

Dimensions

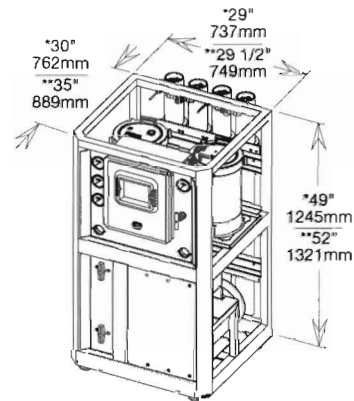
Coral Sea™

HORIZONTAL



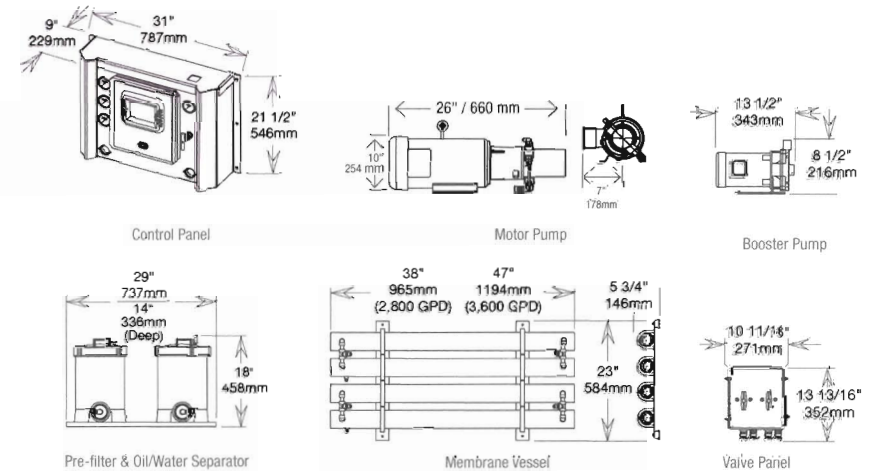
- * 3" Membrane Vessels
2800 to 3600 GPD • 2800/3/H, 3600/3/H
- ** 4" Membrane Vessels
4200 to 6800 GPD • 4200/4/H, 5200/4/H, 6800/4/H
- *** 5 and 6 piece membrane for 4" Coral Sea Horizontal
6200 and 6800 only

VERTICAL



- * 3" Membrane Vessels
2800 to 3600 GPD • 2800/3/V, 3600/3/V
- ** 4" Membrane Vessels
4200 to 5200 GPD • 4200/4/V, 5200/3/V

MODULAR



- * 3" Membrane Vessels
2800 to 3600 GPD • 2800/3/M, 3600/3/M

Coral Sea Accessories



UV Sterilizer
The final process where 99.8% of all micro-organisms are sterilized.



Fresh Water Flush
Greatly prolongs the life of the membranes by rinsing them with fresh water.



Multi-Media Filter
Traps suspended solids larger than 30 microns to provide additional protection for the system's pre-filters, extending pre-filter element life.



Remote Control Touch Pad Unit
that allows for remote operation and supervision of your watermaker



pH Neutralizer
Provides pH neutralization of the reverse osmosis system product water.

* Refer to your owner's manual or visit www.searecovery.com for dimensions